

BESSEY® Product Training



BESSEY® Tools North America
Hold Down Clamps: Rite Hite, FC24, 2400HD, MCL

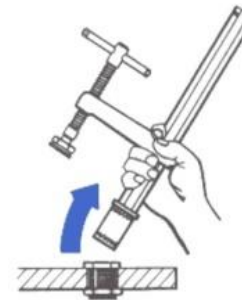
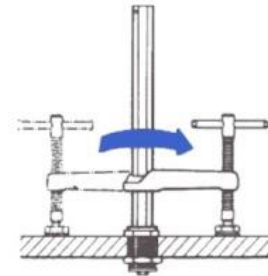
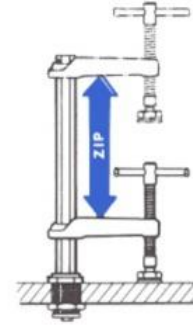
Hold Down Clamps



Simply better.

FC24-8

- Can be used **3** different ways:
 - 1) Use in a fixed non-rotating position (assembled with smooth side of bottom plate against clamp base).
 - 2) Use in 360 deg. rotating manner (dished center side of bottom plate against clamp base).
 - 3) Freely rotating quick removable manner (when used without the bottom plate) for unobstructed loading & removal of parts.




Hold Down Clamps



NOTE:

- Bushing O/D is 1-13/16"
- Throat depth is 5-1/2"
- Nominal opening is 8"
- Pressure rating 2660 lbs.



Hold Down Clamps



Simply better.

2400HD-10

- ❑ Vibration proof ratchet action is fast & secure.
- ❑ Ideal for milling or drilling operations on machines equipped with 'T' slots
- ❑ Opening: 10"
- ❑ Throat depth: 4-1/2"
- ❑ Clamping force: 2220 lbs
- ❑ Bolt hole diameter: 5/8"



Hold Down Clamps



Simply better.

MCL-8

- ❑ Cantilever design of clamp arm:
- ❑ minimizes obstruction over the work piece by placing the tightening screw behind the rail.
- ❑ Allows for clamping in some tight spaces.
- ❑ Mounting hole accepts 5/8" diameter bolts.



Hold Down Clamps



Simply better.

Rite Hite Self-Positioning Clamps

- ❑ Swivel rocker is attached to body, to prevent loss.
- ❑ Instant set-up & eliminates need for shim stock.
- ❑ S - model Rite Hite clamps always have a higher load limit compared to their L - model counterparts e.g.: 626S vs. 625L.
- ❑ The entire width of the Rite Hite clamp should **ALWAYS** be in contact with the work piece.



Hold Down Clamps



Simply better.

Rite Hite Self-Positioning Clamps

Catalog Number	Max. Stud Size	Clamping Height	Dimensions L x W x H	Load Limit LBS	Weight LBS
L - long reach models					
375L	3/8"	1-1/4"	3-3/4" x 1-1/8" x 1-1/4"	7,000	0.5
500L	1/2"	2-1/2"	5-3/4" x 1-7/16" x 1-1/2"	8,800	1.4
625L	5/8"	3-1/2"	6-3/4" x 1-3/4" x 1-5/8"	14,500	2.5
750L	3/4"	5"	9" x 2-1/8" x 2-1/4"	19,000	4.75
1000L	1"	5"	11-1/8" x 2-7/8" x 3-3/8"	51,000	12
S - short reach models					
376S	3/8"	1"	3" x 1-1/8" x 1-1/4"	8,800	0.5
501S	1/2"	1-3/4"	4-1/4" x 1-7/16" x 1-1/2"	13,200	1
626S	5/8"	2-3/4"	5-1/2" x 1-3/4" x 1-5/8"	19,000	2
751S	3/4"	3-1/2"	7" x 2-1/8" x 2-1/4"	27,600	4
1001S	1"	3"	9" x 2-7/8" x 3-3/8"	67,000	10



Thank you for your attention!

BESSEY® Tools North America