

BESSEY® Product Training




BESSEY® Tools North America Metalworking: Shop Floor Clamps

Metalworking: Shop Floor Clamps

Features:

- 1) Patented rail profile gives enhanced clamping force & increased stability. More clamping force per turn of the spindle. 660S and 1200S
- 2) High performance BESSEY® MorPad
- 3) Smooth-running heat treated spindle with large ACME type thread - faster clamping with less effort. Extra hard surface resists weld spatter. Strong sliding t-bar handle size engineered to load capacity.
- 4) Patented **NEW** sliding arm design. New U-shape gives greater stability & more efficient transfer of force. Sizes 660S and 1200S



Metalworking: Shop Floor Clamps


Light Duty – MMS Series

- ❑ Capacities available: 4", 8" & 12"
- ❑ Throat Depth = 2-1/4"
- ❑ Clamping Force rating 400 lbs



Light Duty – 660-S series

- ❑ Capacities available: 8", 12" & 18"
- ❑ Throat Depth: 4"
- ❑ Clamping Force rating 660 lbs



Light Duty – 1200S series ***

- ❑ Capacities available: 8" - 24"
- ❑ Throat Depth = 4-3/4" (5-1/2" on 1200S-12)
- ❑ Clamping Force rating 1200 lbs



Metalworking: Shop Floor Clamps



Medium Duty SGL series

- ❑ Capacities available: 8", 12", 18" & 24"
- ❑ Throat Depth = 4-3/4"
- ❑ Clamping Force rating 1800 lbs



Regular Duty SQ series

- ❑ Capacities available: 8" to 60"
- ❑ Throat Depth = 5-1/2"
- ❑ Clamping Force rating 2660 lbs




Heavy Duty STB series

- ❑ Large sturdy T-handle
- ❑ Capacities available: 12", 18", 24", 36", 48" & 60"
- ❑ Throat Depth = 7" Clamping Force rating 4880 lbs



SGL, SQ & STB models are built with BESSEY® original classic profile rails

Metalworking: Shop Floor Clamps



Thank you for your attention!

BESSEY Tools North America