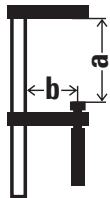








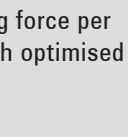


All-steel screw clamps

Differentiating features of the first and second line



	Original BESSEY all-steel screw clamps				Second line BESSEY classiX	
	GZ...-2K	GZ...	GZ...K	GZ...KG	GS...	GS...K
						
Opening a	100–1,250 mm	100–1,250 mm	160–1,250 mm	250–600 mm	100–1,000 mm	160–1,000 mm
Throat depth b	60–140 mm	60–140 mm	80–140 mm	120 mm	50–140 mm	80–140 mm
Clamping force up to	6,000 N	6,000 N	6,000 N	5,000 N	5,000 N	5,000 N
Pressure plate replaceable without tools (from 80 mm throat depth) 	✓	✓	✓	✓	–	–
Optimised rail profile	✓		20 % more clamping force per spindle rotation with optimised rail profile		–	–
Intellectual property rights	✓	✓	✓	✓	–	–

