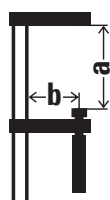














# Temperguss-Schraubknechte

## Differenzierungsmerkmale Erst-, Zweit- und Drittlinie



	Original BESSEY Temperguss-Schraubknechte			Zweitlinie von BESSEY	Drittlinie von BESSEY
	TGK...-2K	TGK...	TGK...K	TKPN...	TGKR...
					
<b>Spannweite a</b>	400–3.000 mm	400–3.000 mm	500–3.000 mm	500–3.000 mm	500–2.000 mm
<b>Ausladung b</b>	120 mm	120 mm	120 mm	120 mm	120 mm
<b>Spannkraft bis zu</b>	7.000 N	7.000 N	7.000 N	6.500 N	6.500 N
<b>Werkzeuglos wechselbare Druckplatte</b> 	✓	✓	✓	–	–
<b>Verstärkter Guss</b> 	✓	✓	✓	–	–
<b>Rutschsicherung</b> 	✓	✓	✓	–	–
<b>Schienenprofil</b>					
<b>Schutzrechte</b>	✓	✓	✓	–	–